

# Black Sea Trade and Development Bank

BSTDB



June 2026

- 1** Overview of BSTDB
- 2** Portfolio Developments and Performance
- 3** Risk Management and Corporate Governance
- 4** Treasury and Funding Strategy
- 5** Appendix – Financial Statements

## Mission and History

- International financial institution established by treaty with supranational status and a mandate to foster economic growth and regional cooperation among its Member States in the Black Sea Region
- Serving 11 founding countries of the Black Sea Economic Cooperation, a regional economic organization that began operations in 1999

## Special Status

- Preferred creditor status
- Governed by international law and not subject to taxation
- Strong support of Member State governments demonstrated by fulfilment of capital commitments and subsequent capital increases

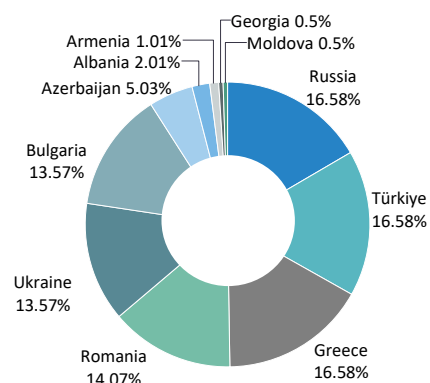
## Credit Ratings

- Long Term ratings: BBB Stable Outlook (S&P) and Baa2 Stable Outlook (Moody's)
- Short-term ratings: A-2 (S&P) and P-3 (Moody's)
- One of the highest-rated banks in the Black Sea Region and CEE/CIS
- Rated five notches above the average rating of its eleven Member States

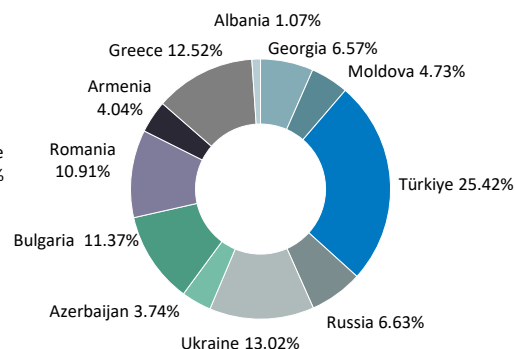
## Robust Financial Metrics

- Strong balance sheet and capitalization
- Prudent risk management attested by consistent profitability

### Member States Capital Share<sup>1</sup>



### % Outstanding Loan Portfolio



### Key Financial Highlights

EURm	2025	2024	2023	2022
<b>Total assets</b>	2,097	1,843	2,169	2,935
<b>Total loans</b>	1,427	1,419	1,576	2,056
<b>Total liabilities</b>	1,174	952	1,310	2,099
<b>Total members' equity</b>	924	891	859	836
<b>Net profit</b>	27,4	23,4	20,40	(27,58)
<b>Total debt</b>	1,049	822	1,168	1,906
<b>Liquid assets<sup>2</sup> / borrowings (%)</b>	58.9	50.6	47.1	52.9
<b>CAR (%)<sup>3</sup></b>	51.0	47.4	43.3	32.2
<b>ROE (%)</b>	3.0	2.68	2.41	-3.29

Source: Management Data as of 31.12.2025

<sup>1</sup> Allocation shows the subscribed share percentage as of 31.12.2025.

Source: Financial Statements as of 31.12.2025

<sup>2</sup> Cash and bank balances plus placements with financial institutions plus investment securities less provisions for impairment

<sup>3</sup> Members' equity as a percentage of risk-weighted total assets according to Basel II methodology

# BSTDB Offers a Wide Range of Investment Products Aligned with its Regional Development Mandate


**Mandate** *Foster economic growth and regional cooperation through financing projects and trade activities and providing financial services to public and private entities in the Black Sea Region*

- Target Borrowers and Projects**
- Public entities and private companies with operations in one or more of the Member States
  - Transactions which benefit member states and have a positive development impact
  - Economically sustainable / financially viable so BSTDB's participation will be profitable and the undertaking will prove sustainable beyond the bank's involvement
  - Potential to promote regional cooperation

- Products and Services**
- Lending: Short to long-term loans, typically denominated in USD, EUR or local currency
  - Trade finance: Financing primarily for imports from member states and to regional exporters
  - SMEs: Financing through credit lines to local financial intermediaries
  - Equity / Equity funds: BSTDB looks to take a stake of 5-25%
  - Guarantees
  - Co-financing

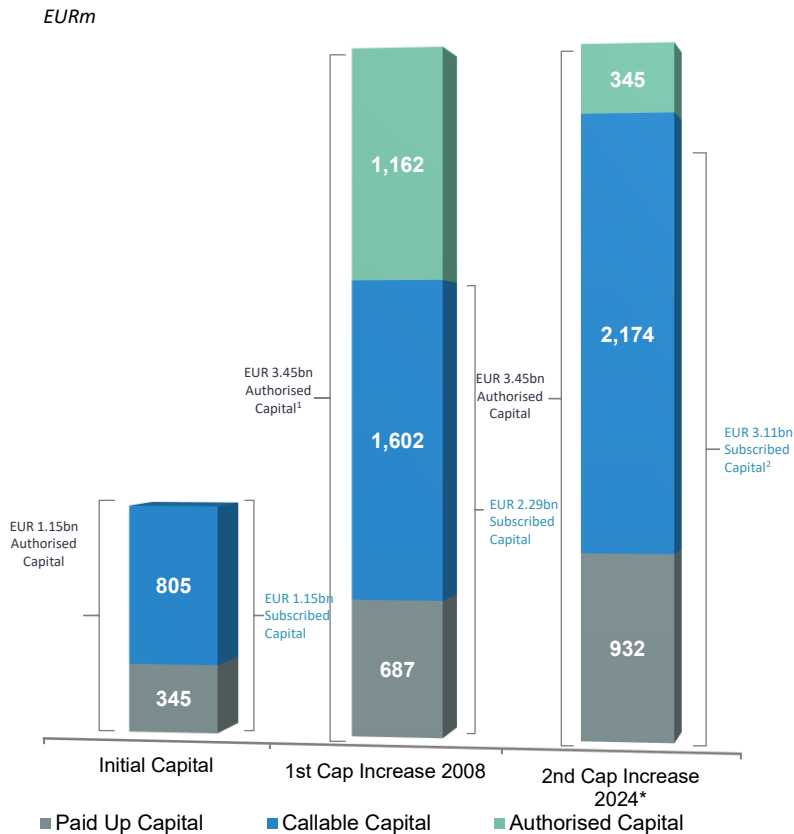
**Pricing** • BSTDB is not a profit maximising organisation; operations are priced according to risk with reference to market pricing

- Priority Sectors**
- Energy
  - Manufacturing
  - Public utilities
  - Financial institutions
  - Telecommunications
  - Transport
  - Municipal services
  - Environmental protection
  - SMEs



# Shareholders Demonstrate Continued Commitment Through Capital Contributions

## Capital Structure



Sources: Management Accounts 31.12.2025

\* 2024 Capital Increase shows allocations made, payment of EUR 245m in eight equal instalments starting in 2027

<sup>1</sup> Authorized capital is defined as per the Establishing Agreement, including both subscribed and unallocated shares. For 2008, additional EUR 2.3bn of Authorized Capital shown before subscription. Capital was re-denominated to EUR (from SDR) in June 2013 at SDR/EUR rate of 1.15

<sup>2</sup> Subscribed capital includes paid-in capital by the Member States and Callable Capital, which the Bank may call from the Member States if necessary to satisfy obligations arising from its own borrowings or as otherwise required

## Support from Member States

### Capital Increases Timeline

Approved by the Board of Governors at each milestone



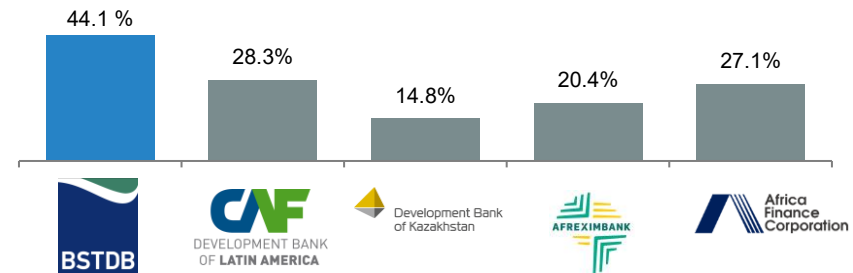
### Post-2024 Shareholder Distribution

Member State shareholding changes — all other Member States unchanged

Country	Before	After	Change
Ukraine	13.57% →	14.08%	▲ +0.51
Romania	14.07% →	14.08%	▲ +0.01
Albania	2.01% →	1.48%	▼ -0.53

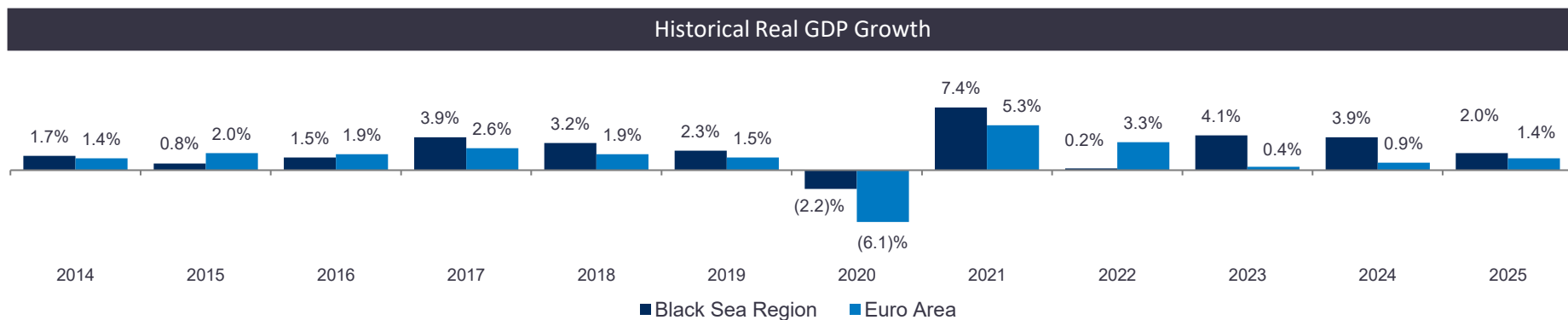
## Well Capitalised Relative to Peers

Capital adequacy ratio (Equity/Total assets)



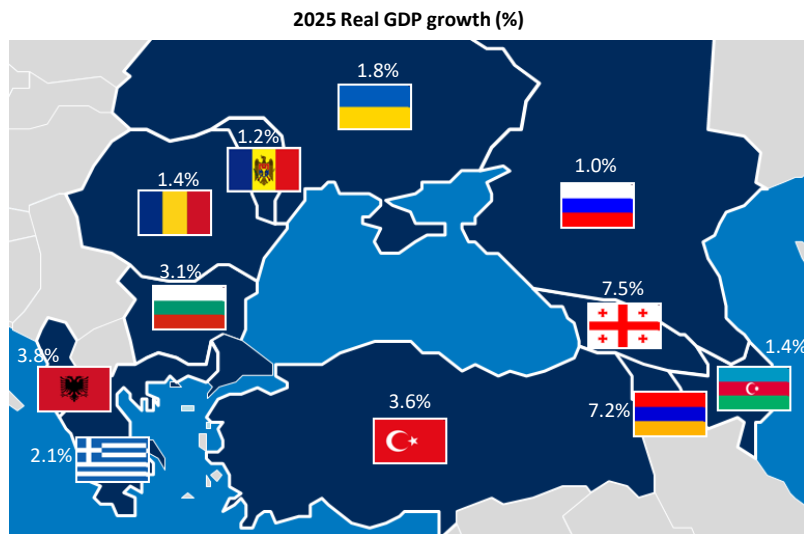
Source: BSTDB Financial Statements as of 31.12.2025 – Peer data: Most recent available at the time of the update

# Regional GDP Growth Outperforms EU Neighbours



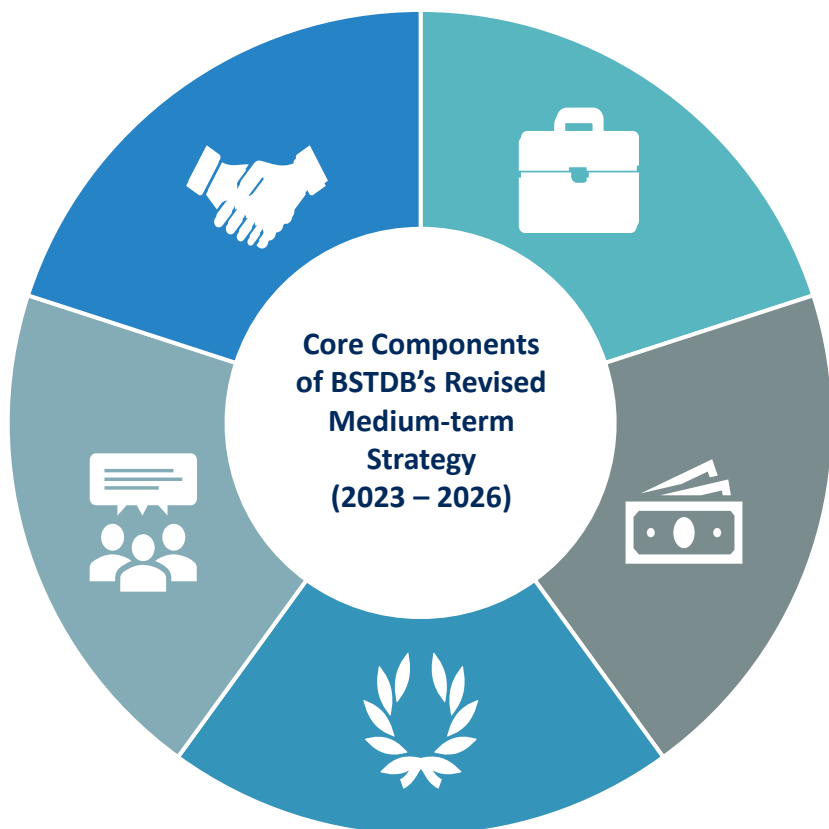
Source: NSAs & Central Banks, IMF, EIU, Eurostat

### Current Economic Indicators



(%)	Inflation rate	Budget / GDP	Public debt / GDP	
	Albania	2.2	(1.8)	64.7
	Armenia	3.3	(4.8)	51.3
	Azerbaijan	5.6	0.4	27.6
	Bulgaria	4.6	(2.9)	29.9
	Georgia	3.9	(2.3)	34.7
	Greece	2.5	1.7	146.1
	Moldova	7.8	(4.0)	38.0
	Romania	7.3	(7.6)	59.3
	Russia	8.8	(1.2)	19.1
	Türkiye	34.9	(2.9)	23.5
	Ukraine	12.7	(18.6)	98.4
	<i>BSTDB Wtd. Avg.</i>	15.5	(2.8)	35.0
	<i>Euro Area</i>	2.1	(2.9)	87.8
	<i>European Union</i>	2.3	(3.1)	81.7

Source: NSAs & Central Banks, IMF, EIU, Eurostat



→ PROVIDE DEMONSTRABLE DEVELOPMENT AND REGIONAL COOPERATION IMPACT IN THE BLACK SEA REGION



## Portfolio Consolidation (2023-24) & Resume Managed Growth (2025-26)

- Consolidated lending portfolio in 2023-24 & safeguarded liquidity to align with macro risks
- Muted new lending operation activity until mid-2024, with priority given to high development impact activities in the neediest places
- Achieved clarity and greater certainty with respect to fallout from geopolitical conflicts
- Since 2<sup>nd</sup> Half 2024 resumed higher level of operational activity, seeking return to steady, managed growth of previous years and restoration of market presence
- Expand infrastructure and green financing, in line with rising regional demand
- Maintain sector and geographic diversification of portfolio



## Funding

- Mobilize financial resources for the benefit of the Region by leveraging own capital via an active borrowing program and co-financing partnerships with external banks and investors



## Maintain credit ratings

- Seek further credit rating enhancements within our rating band
- At a minimum maintain current credit ratings
- Maintain Capitalisation ratio of 30% and ample liquidity ratios



## Enhance dialogue with current and potential Members

- Continue to develop and implement strategies tailored to each Member State
- Engage in accession discussions with potential Members (including International Financial Institutions)
- Continue ongoing discussions with Serbia & N. Macedonia, BSEC members not yet in BSTDB



## Strengthen Cooperation and Partnership with Institutions

- Attract a AAA-rated international financial institution as shareholder
- Strengthen existing relationships to foster co-financing opportunities

# BSTDB is a High Rated Supranational

BSTDB is a strong supranational

Issuer	MOODY'S	S&P Global	FitchRatings
New Development Bank	-	AA+/Stable	AA/Positive
Corp. Andina De Fomento (CAF)	Aa3/Positive	AA+/Stable	AA-/Positive
Central American Bank of Economic Integration (CABEI)	Aa3/Positive	AA+/Stable	-
<b>BSTDB</b>	<b>Baa2/Stable</b>	<b>BBB/Stable</b>	-
African Export-Import Bank	Baa2/Stable	-	WR
West African Development Bank	Baa1/Stable	-	BBB/Negative

Member States' Credit Ratings

Country	MOODY'S	S&P Global	FitchRatings
Albania	Ba3/Stable	BB/Stable	-
Armenia	Ba3/Stable	BB-/Positive	BB-/Positive
Azerbaijan	Baa3/Positive	NR	BBB-/Stable
Bulgaria	Baa1/Stable	BBB+/Stable	BBB+/Stable
Georgia	Ba2/Negative	BB/Stable	BB/Stable
Greece	Baa3/Stable	BBB/Stable	BBB/Stable
Moldova	B2/Stable	BB-/Stable	B+/Stable
Romania	Baa3/Negative	BBB-/Negative	BBB-/Negative
Russia	WR	WR	WR
Türkiye	Ba3/Stable	BB-/Stable	BB-/Stable
Ukraine	Ca/Stable	CCC+/Stable	CCC/-

BSTDB sits five notches above the average rating of its eleven Member States









Source: Moody's, S&P, Fitch rating reports.

# Observers as Strategic Partners in Investment, Sustainability and Financial Stability

## Observers to BSTDB

- BSTDB cooperates with various international organisations and provides observer status to ten development institutions
- BSTDB aims to enhance cooperation and increase the exchange of project-related information with these organisations with a view to potential co-financing for projects, as well as other types of funding
- The observers have the right to attend and speak at BSTDB's annual meetings of the Board of Governors

## Current Observers

	European Investment Bank *
	International Finance Corporation
	European Bank for Reconstruction and Development
	Asian Development Bank
	Nordic Investment Bank *
	KfW Banking Group (Germany) *
	Proparco, private sector arm of Agence Française de Développement *
	Development Bank of Austria *
	Islamic Corporation for Development of the Private Sector
	Association of European Development Finance Institutions

\* Institutions that also provided funding to BSTDB

## Integrated Environmental and Social Policy



- **BSTDB seeks to apply best-in-class Environmental and Social practices** in accordance with the European Union Standards, the World Bank/IFC Performance Standards, EBRD's Performance Requirements, International Labor Organizations Core Labor Standards and International Environmental Conventions
- **All projects financed by BSTDB are subject to environmental and social assessment** as part of due diligence process, as well as monitored continuously for compliance with the agreed requirements and mitigation measures, if relevant
- BSTDB's energy, transportation and utility sector lending is increasingly focused on developing its portfolio of **environmental improvements, energy efficiency and renewable projects**

## Climate Change

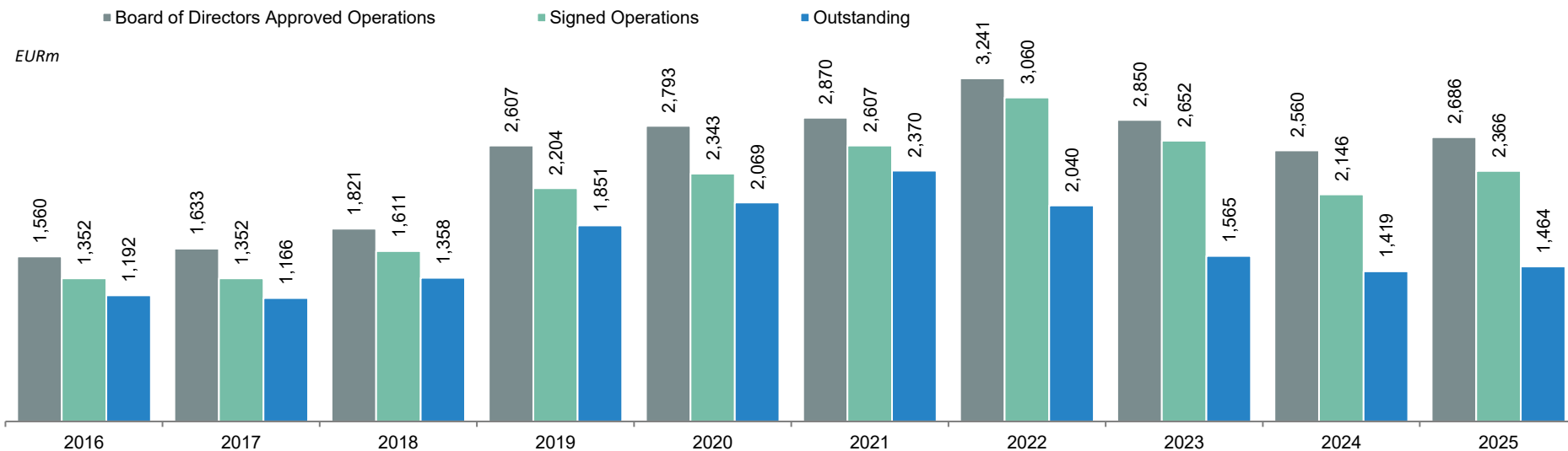
The Bank's first Climate Change Strategy was approved by the Board of Directors in March 2021 with the main goal of better aligning its financing with the Member States climate priorities. Specifically, the Bank commits to: gradually reduce the net emissions in the portfolio; increase the share of its funding to climate positive operations and operations with climate co-benefits to at least 30 percent; and build capacity to better serve Member States in mitigation and adaptation efforts.

In successfully meeting these objectives BSTDB is currently developing a comprehensive implementation plan, which will systematically address climate issues at both strategic and operational level. Investments in renewable energy, energy and resource efficiency, sustainable infrastructure, green buildings and electric transport systems will be among financing priorities. At the same time the Bank will gradually phase out support for carbon-intensive sectors.

- 1 Overview of BSTDB
- 2 **Portfolio Developments and Performance**
- 3 Risk Management and Corporate Governance
- 4 Treasury and Funding Strategy
- 5 Appendix – Financial Statements

# BSTDB has sought to grow its portfolio prudently over time

BSTDB Historical Portfolio Development



BoD Approved operations

- The BoD approved operations refer to the total value of projects which received final approval from the Board of Directors prior to the signing. The figures are indicated net of repayments

Signed operations<sup>1</sup>

- Signed operations refer to operations that have been approved by BoD and have been signed by the entity. Discrepancies between approved and signed operations may appear from cases of withdrawn projects. The figures are indicated net of repayments

Outstanding operations<sup>2</sup>

- Outstanding portfolio refers to the total value of projects disbursed and currently outstanding (net of repayments).

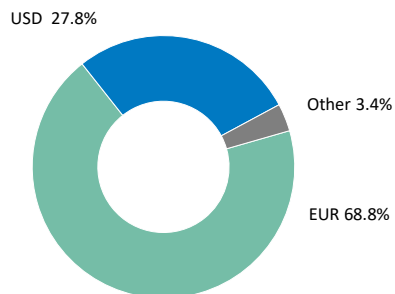
Source: Management Accounts 31.12.2025

<sup>1</sup> Signed operations calculated as the sum of Outstanding operations and Commitments in the Off-balance-sheet items as per IFRS statements for the respective period

<sup>2</sup> Outstanding operations are calculated as the sum of Loans at amortized cost, Loans at fair value through profit or loss, and Equity investments at fair value as per IFRS statements for the respective period

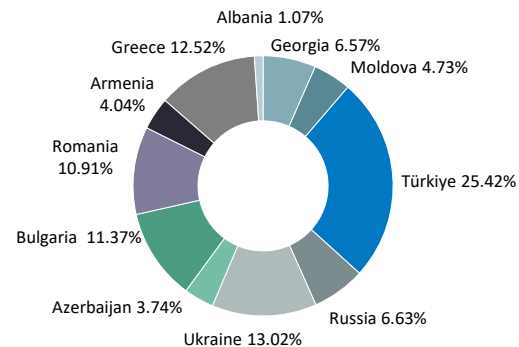
# A Well Diversified Portfolio Across Countries and Sectors

Loan Portfolio Outstanding by Currency



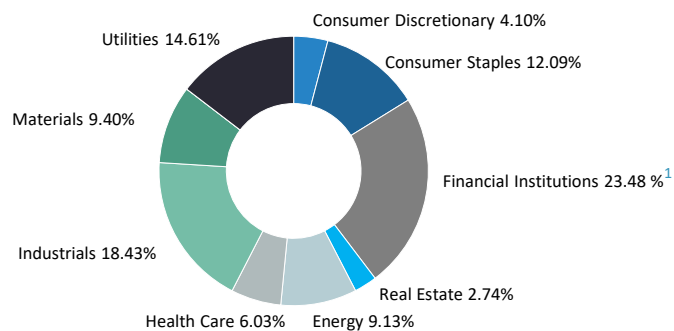
Total: EUR 1.457bn

Loan Portfolio Outstanding by Country



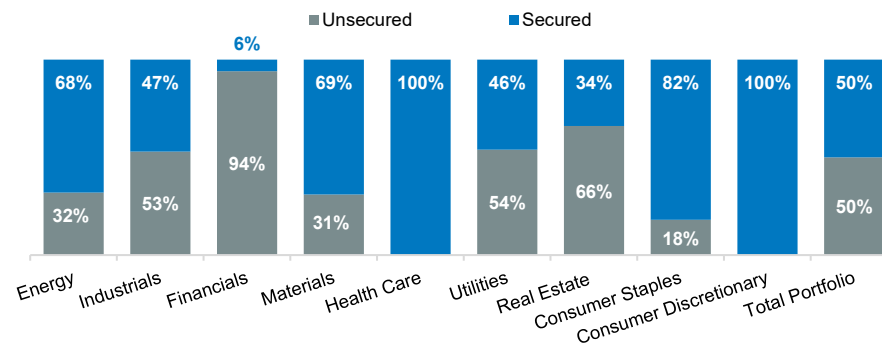
Total: EUR 1.457bn

Loan Portfolio Outstanding by End User Sector



Total: EUR 1.457bn

Loan Portfolio Outstanding by Security



- Types of collateral: sovereign and municipal guarantees, pledges of accounts, pledges of shares, movable and immovable assets, inventory, assignment of sub-loans and letters of guarantee from financial institutions and parent companies acceptable

Source: management data as of 31.12.2025

<sup>1</sup> The financial institutions sector (FIs) includes SMEs, trade finance and leasing

<sup>2</sup> No new projects/investments in Russia approved since 24/02/2022

# Low Level of Non-Performing Loans in Portfolio

## Stable and Reliable Loan Portfolio

### IFRS 9 Compliance

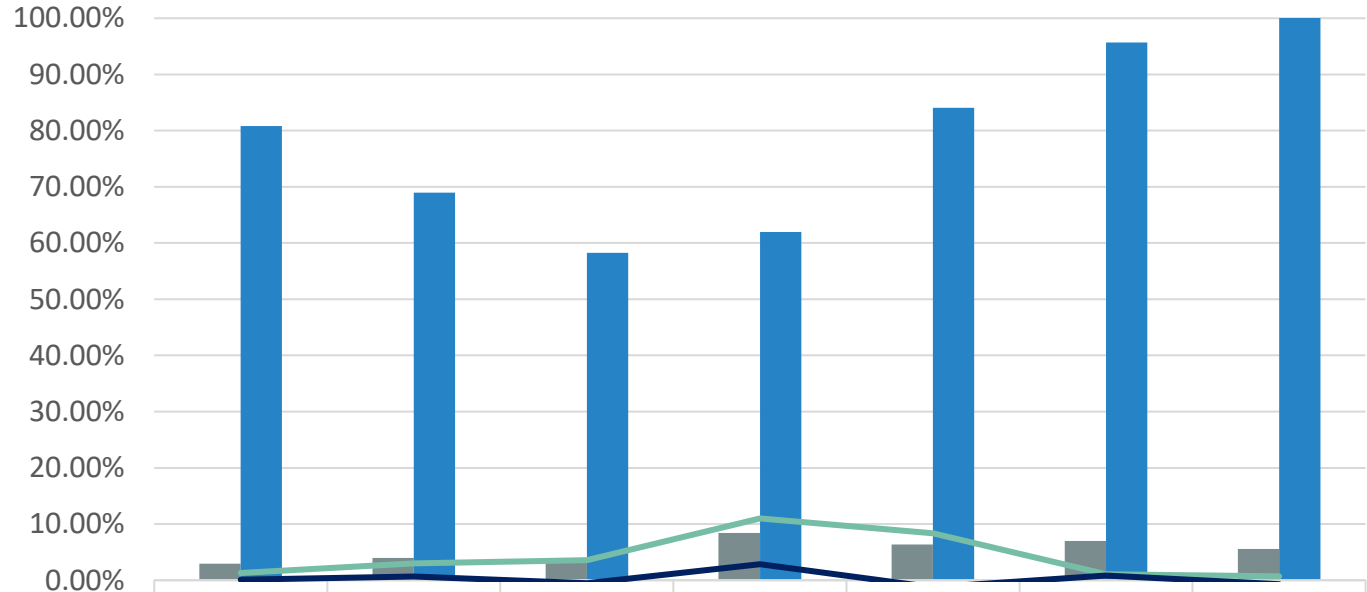
The Bank adopted IFRS 9 one year ahead (2017) of the regulatory schedule.

### Asset Classification

Assets are allocated to Stages 1, 2, or 3 based on impairment levels.

### Risk Assessment

The Bank uses GEMs data to determine PD and LGD in Moody's ImpairmentCalc tool.




■ NPL Ratio	2.96%	3.99%	3.26%	8.42%	6.38%	6.99%	5.54%
■ Coverage Ratio	81%	69%	58%	62%	84%	96%	106%
— OCER Ratio	1%	3%	4%	11%	8%	1%	1%
— Cost of Risk Ratio	0.12%	0.66%	-0.54%	2.85%	-1.25%	0.82%	-0.73%

**Definitions:** The NPL Ratio is the ratio of Non-Performing Loans (NPLs) to Total Gross Loans; the Coverage Ratio is Loan Loss Provisions divided by NPLs; the Open Credit Exposure Ratio (OCER) is Stage 3 Loans minus Loan Loss Provisions divided by Tier 1 Capital; and the Cost of Risk Ratio(ECL-based) Adjustments to Expected Credit Loss (ECL) divided by the average volume of Total Gross Loans for the period.

# Top Exposures Reflect Geographic and Sector Diversification of the Portfolio

## Overview of Six Largest Projects by Outstanding Amount



**Energiean Oil and Gas**

Development of the Epsilon and Prinos fields.

Initiated: 2021  
Outstanding: EUR 90.5m  
Maturity: 2030



**Bulgarian Energy Holding**

Funding to help implement BEH's priority investment projects in Bulgarian.


Initiated: 2019, 2020  
Outstanding: EUR 75m  
Maturity: 2028



**Hayat Kimya A.S**

Long-Term Senior Debt Facility in order to finance the Company's production vertical integration project

Initiated: 2014  
Outstanding: EUR 72m  
Maturity: 2031



**TBC Bank Group PLC**

Innovative facility boosting SMEs, jobs, tax revenue, and market depth.

Initiated: 2024  
Outstanding: EUR 52m  
Maturity: 2027



**Trans-Oil**

Trade Finance facilities supporting a sector vital to regional food security; and anchor investor in the Company's Eurobond.

Initiated: 2023, 2024, 2025  
Outstanding: EUR 52m  
Maturity: 2029



**Etlik Ankara Integrated Health Campus**

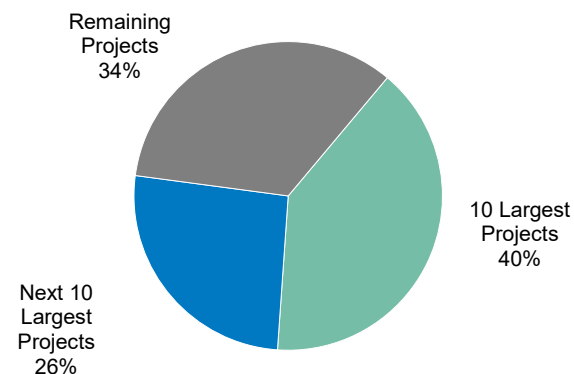
Operation would support construction and non-clinical operating services.

Initiated: 2015  
Outstanding: EUR 51m  
Maturity: 2036

## Rest of Top 20 Largest Borrowers

Country	Client	Amount (EURm)
Türkiye	Total Aklease	48
Russia <sup>1</sup>	Total STLC	47
Ukraine	Total Galnaftogaz	46
Azerbaijan	Total SOCAR	42
Russia <sup>1</sup>	PAO TMK Operation	42
Romania	Total ALRO	41
Bulgaria	Sofia Airport Financing	40
Bulgaria	Total Energo Pro a.s. Eurobond	39
Türkiye	Türk Eximbank TF III	38
Ukraine	Total Epicentr	37
Türkiye	Konya Karatay Integrated Health Campus	35
Ukraine	Metinvest total	33
Greece	Total Aegean Airlines	33
Greece	Total GEK Terna	33

## Outstanding Portfolio Concentration



Total: EUR 1.457bn

Source: Financial Statements as of 31.12.2025  
<sup>1</sup> No new projects/investments in Russia approved since 24/02/2022

- 1 Overview of BSTDB
- 2 Portfolio Developments and Performance
- 3 **Risk Management and Corporate Governance**
- 4 Treasury and Funding Strategy
- 5 Appendix – Financial Statements

## Single Project and Obligor Limits



### Single obligor limit for private sector loans

Loans to a single borrower **may not exceed 10 %** of paid-in share capital, reserves and retained earnings



### Single obligor limit for equity investments

**May not exceed 3%** of paid-in share capital



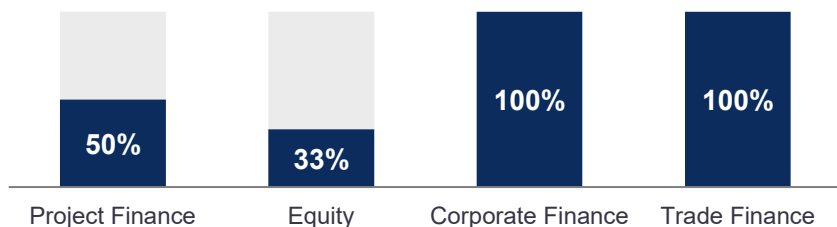
### Single obligor limit for Sovereign Operations

Loans to individual Sovereign Operations **may not exceed 20%** of paid-in share capital, reserves and retained earnings



### Single Projects

BSTDB may finance **only the following maximum percentages** of any project, according to its type:



Source: Management data

<sup>1</sup> Minus repayments and cancellations

## Other Lending Limits



### Aggregate

Exposure to **5** highest obligors **cannot exceed 40%** of outstanding loan portfolio<sup>1</sup>



### Country

Loans to any country **may not exceed 30%** of total lending<sup>1</sup>



### Sector

Loans to any sector are targeted to **not exceed 40%** of total lending<sup>1</sup>



### Term

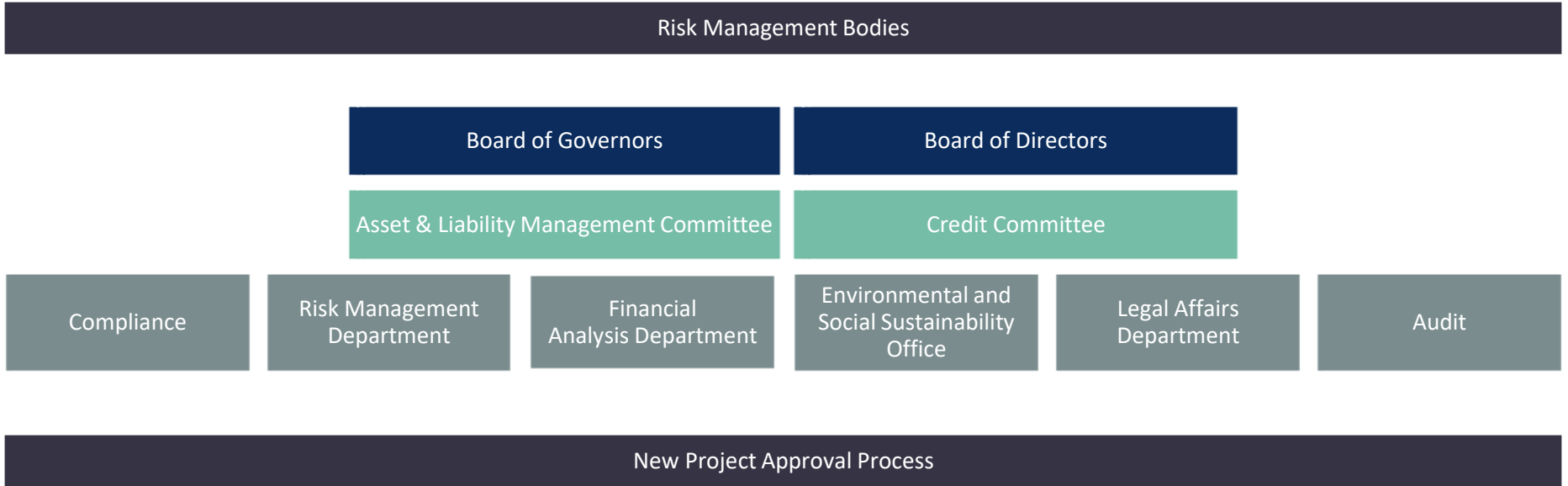
Generally **maximum loan term is 10 years**, although longer tenors can be approved by the Board of Directors upon the recommendation of the Credit Committee



### Sanctions Compliance:

BSTDB complies with sanctions frameworks imposed by the **UN, US, EU, UK, and Switzerland**. It also adheres to other regimes, including Japan and Austria, as legally mandated under existing contractual obligations.

# Corporate Governance and Approval Process



# Board of Governors and Board of Directors Bring Valuable Regional Insight

## Board of Governors

Country	Governor	Position
 <b>Albania</b>	Mr. Endrit Yzeiraj	Deputy Minister of Finance
 <b>Armenia</b>	Mr. Arthur Javadyan	Ambassador-at-Large Chairman of the Board of the Centre for Economic Perspectives Foundation
 <b>Azerbaijan</b>	Mr. Sahil Bababyev	Minister of Finance
 <b>Bulgaria</b>	Ms. Lyudmila Petkova	Director, Public Financial Inspection Agency (PFIA)
 <b>Georgia</b>	Ms. Natia Turnava	Governor, National Bank
 <b>Greece</b>	Mr. Nikos Papathanasis	Alternate Minister of National Economy & Finance
 <b>Moldova</b>	Mr. Andrian Gavrilita	Minister of Finance
 <b>Romania</b>	Mr. Florin Alexandru Zaharia	Secretary of State, Ministry of Finance
 <b>Russia</b>	Mr. Pavel Snisorenko	Director, Department of International Financial Relations, Ministry of Finance
 <b>Türkiye</b>	Mr. Osman Çelik	Deputy Minister of Treasury & Finance
 <b>Ukraine</b>	Mr. Oleksii Sobolev	Minister of Economy, Environment and Agriculture

## Board of Directors

Country	Director	Position
 <b>Albania</b>	Mr. Gentian Keri	Secretary General, Ministry of Finance
 <b>Armenia</b>	Mr. Davit Nahapetyan	Board member, Central Bank of Armenia
 <b>Azerbaijan</b>	Mr. Famil Ismayilov	Head, International Cooperation Department, Ministry of Finance
 <b>Bulgaria</b>	Ms. Milena Boikova	Director, Government Debt Directorate, Ministry of Finance
 <b>Georgia</b>	Ms. Ekaterine Guntsadze	Deputy Minister of Finance
 <b>Greece</b>	Mr. Christos Geroulanos	Head, Department of International Financial Institutions & Development Banks, Ministry of Economy & Finance
 <b>Moldova</b>	Mr. Alexandr Rodideal	Head, Public Sector Debt & External Assistance General Directorate, Ministry of Finance
 <b>Romania</b>	Ms. Diana Blindu	Head of Division, Management of External Loans, General Directorate for International Financial Relations, Ministry of Finance
 <b>Russia</b>	Mr. Dmitry Birichevskiy	Director, Economic Cooperation Department, Ministry of Foreign Affairs
 <b>Türkiye</b>	Mr. Kerem Dönmez	Director General, Foreign Economic Relations, Ministry of Treasury and Finance
 <b>Ukraine</b>	Mr. Taras Kachka	Deputy Prime Minister for European and Euro-Atlantic Integration of Ukraine

The Board of Governors is the highest decision making body of the Bank

It sets the overall strategy of the Bank and is solely empowered to:

- approve the admission of new Members
- authorize any changes in the Bank's capital stock or to change the unit of account
- to approve the annual report, the audited financial statements and appoint the President of the Bank

The Board of Governors delegates authority to the Board of Directors to adopt policies, strategies, guidelines and procedures necessary for the origination, assessment, execution, monitoring and financing of operations

The Board of Directors is responsible for the overall supervision of risk management of the Bank.

## Experienced Senior Management Group



**Dr. SERHAT KÖKSAL**  
**President, Chairman of the Board of Directors**

- *Dr. Köksal, started as an expert at the Turkish Statistical Institute, he served for seven years as head auditor at the Turkish Court of Accounts, before becoming Deputy Secretary General of the Constitutional Court of Türkiye. In 2017, he joined the Ministry of Treasury and Finance as Deputy Director General of the Department of Foreign Economic Relations and became Director of the Department in August 2020- a position he held until his appointment at BSTDB. In 2020-2022, he represented Türkiye on the Board of Directors of the Black Sea Trade and Development Bank and the Council of Europe Development Bank.*



**VALERIY PIATNYTSKYI**  
**Vice President, Finance**

- *Previously held positions of Adviser to the Prime Minister of Ukraine (2015-2018), Commissioner for European Integration (2011-2014), Acting Minister of Economic Development and Trade of Ukraine (H2 2014), Deputy Minister of Economy of Ukraine (2005-2011)*



**ASTERIOS TSOUKALAS**  
**Secretary General**

- *Previously held positions of Head of the Hellenic Capital Market Commission (HCMC) at its Regional Office in Thessaloniki. He also served as Board Member of the Greek Anti-Money Laundering Authority. He has gained extensive experience in the financial sector throughout his career by having worked for ten years in various investment services firms.*



**DRAGOŞ PAUL UNGUREANU**  
**Vice President, Risk**

- *Previously held positions of Head of Commercial SME and Microbusiness at Banca Transilvania, where he was in charge of the Bank's loan policy and responsible for the implementation and successful delivery of government programmes. In a career spanning more than 17 years with Banca Transilvania, Mr. Ungureanu has a successful track record in portfolio acquisitions and migration processes, as well as promoting employee engagement and developing effective sales and product launch campaigns.*



**ZIYA ALIYEV**  
**Vice President, Banking**

- *Previously held positions of Adviser to the Governor and Executive Director at The Central Bank of Azerbaijan Republic, where he was responsible for financial regulation, risk management, and banking policy implementation. In a career spanning more than 20 years with the Central Bank, Mr. Aliyev has a proven track record in financial sector oversight, strategic planning, and monetary policy, as well as contributing to international regulatory frameworks and economic development initiatives.*

- 1 Overview of BSTDB
- 2 Portfolio Developments and Performance
- 3 Risk Management and Corporate Governance
- 4 **Treasury and Funding Strategy**
- 5 Appendix – Financial Statements

## Treasury Assets at 31/12/2025

(EURm)	2020	2021	2022	2023	2024	2025
<b>Treasury Assets</b>						
Bank balances & placements with FI	34.3	170.2	208.3	375.4	224.3	425.9
Available-for-sale	541.2	619.4	508.1	77.0	73.9	103.7
Held-to-maturity	-	-	-	-	-	-
<b>Total</b>	<b>575.5</b>	<b>789.6</b>	<b>716.4</b>	<b>452.4</b>	<b>298.3</b>	<b>529.6</b>

Note: Member State bonds are Purpose related exposures and are not included in the table  
 Source: 2020 – 2025 Financial Statements, management data

## Investment Principles

### Credit quality of securities in liquidity portfolio and as collateral:

#### Available for sale investment securities rated at a minimum:

- Long Term BBB- by S&P or Baa3 by Moody's
- Short term rated at a minimum A2 by S&P or P2 by Moody's

#### Credit quality of Treasury counterparties

- Bank balances and placements with Financial Institutions long term rated at a minimum of A by S&P or A2 by Moody's

#### Term of deposits

- Maximum term of any one deposit (inter-bank credit) may not exceed 6 months

#### Hedging

- Derivatives with approved counterparties may be used only for hedging and must be ISDA documented with collateral support

#### Repo transactions

- May be undertaken subject to investment securities and counterparty limits

## Split of Liquidity Portfolio by Credit Rating



€529.6m	
TOTAL TREASURY ASSETS	
Aaa-Aa3	44%
A1-A3	37%
Baa1-Baa3	4%
Ba1-Ba3	0.4%
NR	14%

NR 14% - cash in roubles in s-account, in the total amount of EUR 76.5 million

Source: Annual report of the Bank 31.12.2025

## Treasury & Liquidity Risk Management

**589%**

LCR

30-day horizon

**100%**

LAR

12-month horizon

**129%**

NSFR

vs. 100% required

- WAL of Liabilities exceeds WAL of assets by more than 2 years, leaving no liquidity gaps on the balance sheet.
- No significant interest rate or foreign exchange risk
- Requirement to maintain liquidity position (Liquid Asset Ratio) at a minimum of 75% (actual ratio is above 100% since 2021) of the following 12 months net cash requirement.
- NSFR (Net stable funding ratio): Actual Stable Funding (ASF) to Required Stable Funding (RSF) is targeted at greater than 100%
- Liquidity position monitored on a weekly basis and FX position monitored on a monthly basis.

# BSTDB Plans Further Diversification of its Funding Profile by Currency and Region

## Outstanding Private Placements & Bonds

<b>USD 10 &amp; 5 year Bonds</b> Amount – 95.5m Coupon – 2.615%, 6.25% Issued – 2021, 2024 Maturity – 2031, 2029	<b>CHF 6 year Bond</b> Amount – 150m Coupon – 0.35% Issued – 2021 Maturity – 2027	<b>EUR 10, 12 &amp; 15 year Bonds</b> Amount – 246.5 m Coupon –1.25%, 1.435 & 1.5% Issued – 2020 & 2021 Maturity:2030, 2033, 2035,2036
<b>RON 5 year Bond</b> Amount – 335m Coupons – 3.13% & floating Issued – 2021 Maturity – 2026	<b>PLN 5 year Bond</b> Amount – 70m Coupon – 2.12% Issued – 2021 Maturity – 2026	<b>JPY 5 year ESG Bond</b> Amount – 5,000m Coupon –0.65% Issued – 2021 Maturity – 2026
<b>CZK 5 year Bond</b> Amount – 1,200m Coupon –floating rate Issued – 2021 Maturity – 2026	<b>AUD 7 &amp; 10 year Bond</b> Amount – 30m Coupon –2.55% & 3.265% Issued – 2021 Maturity – 2028 & 2031	<b>GBP 7 &amp; 10 year ESG Bonds</b> Amount – 50m Coupon –1.894% & 2.244% Issued – 2021 Maturity – 2028 & 2031
<b>GEL 3 year Bond</b> Amount – 135m Coupons – floating Issued – 2024 Maturity – 2027	<b>NZD 5 year Bond</b> Amount – 10m Coupons – 6.10% Issued – 2024 Maturity – 2029	<b>TRY 5 year Bonds</b> Amount – 778m Coupons – 36.76% & 34% Issued – 2024 & 2026 Maturity – 2029 & 2031
<b>PHP 5 year Bonds</b> Amount – 650 m Coupon – 6.60% Issued – 2025 Maturity – 2030	<b>USD 3 year Bond</b> Amount – 350 m Coupon – 5.62% Issued – 2026 Maturity – 2029	<b>CLP 5 year Bond</b> Amount – 12,660m Coupons – 6.5% Issued –2026 Maturity – 2031

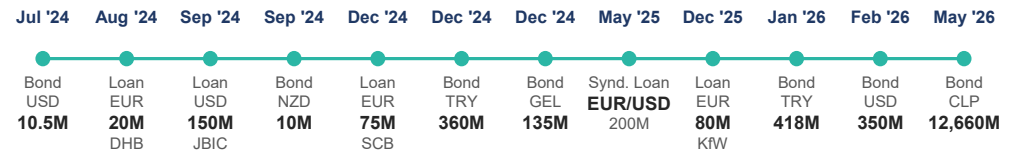
## Credit Facilities

- EUR 52.4m outstanding on 7, 6 & 5 year facilities from Austrian Development Bank
- EUR 29.9m outstanding on 10 year facility from New Development Bank
- EUR 35.0m outstanding on two 3 year facilities from DHB Bank N.V.
- EUR 154.5 and USD 51m outstanding on 3 Year dual currency Global Syndicated Term Loan Facility

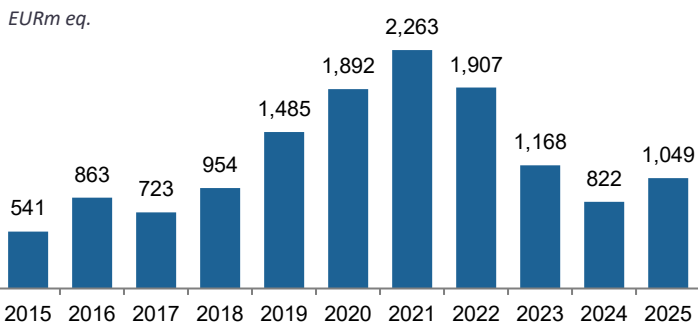
### Undrawn

- EUR 75m undrawn 7 year facility from Standard Chartered Bank guaranteed by ICIEC.
- USD 75m undrawn 10 year from JBIC Loan Facility Green
- USD 75m undrawn 10 year from JBIC Loan Facility Non-Green
- EUR 80m undrawn 7 year facility from KfW

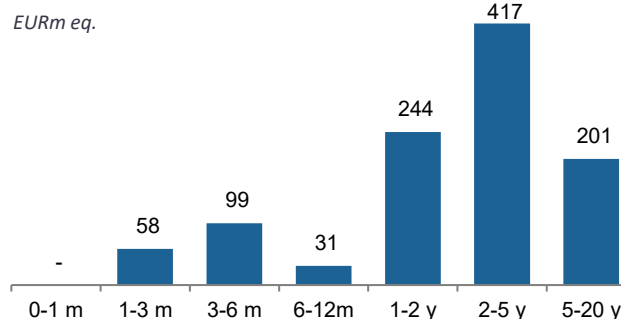
## Timeline of Recent Funding Transactions



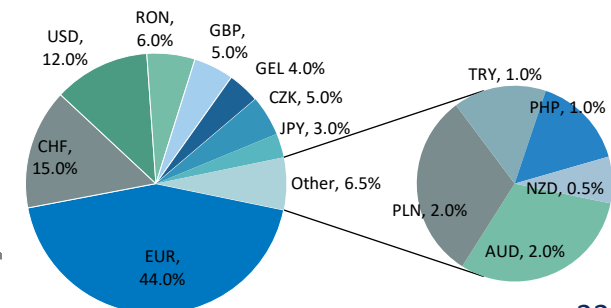
## Outstanding Borrowings



## Maturity profile



## Breakdown by currency



# Credit Rating Overview

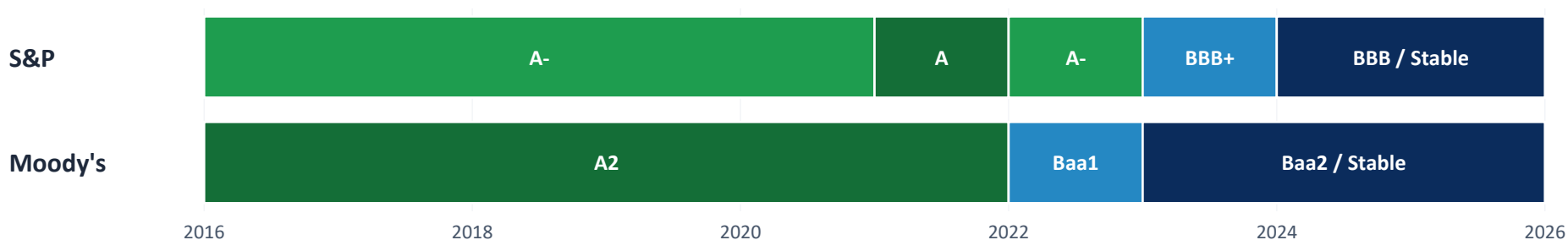
S&P BBB / Stable | Moody's Baa2 / Stable

**BSTDB**

Both rating agencies reaffirmed BSTDB in 2025 — citing strong capital, member-state commitment, and successful return to debt markets.

## Rating Timeline (2016 - 2026)

Investment-grade ratings from S&P and Moody's — current: BBB / Stable and Baa2 / Stable



## Moody's Investors Service

**Baa2 / Stable / P-3** · Affirmed 15 July 2025

- **Capital strength** — Solid position; recent capital increase reinforces resilience
- **Member commitment** — Callable capital among the strongest of peers, underscoring shareholder support
- **Market access** — Return to debt markets in 2025 marks a positive shift in funding strategy and liquidity

## S&P Global Ratings

**BBB / Stable / A-2** · Affirmed 19 September 2025

- **Strong capital** — Very strong capital underpins BSTDB's financial profile
- **De-risking** — Strategic execution has materially strengthened capital position
- **Liquidity** — Sustained through low debt maturities and broad credit facilities
- **Shareholder confidence** — Members remain confident in BSTDB's strategic execution
- **Risk-adjusted capital (RAC) ratio of 34.4%**<sup>1</sup> underpins the "very strong capital" assessment

Source: Standard & Poor's Rating Services — Full Analysis; Moody's Investor Service — Credit Opinion.  
<sup>1</sup>S&P Global Ratings' RAC ratio after MLI adjustments, per the Risk-Adjusted Capital Framework Methodology.

- 1 Overview of BSTDB
- 2 Portfolio Developments and Performance
- 3 Risk Management and Corporate Governance
- 4 Treasury and Funding Strategy
- 5 **Appendix – Financial Statements**

## CONDENSED STATEMENT OF FINANCIAL POSITION

As at 31 December 2025 · in thousands of EUR

	2025	2024
<b>Assets</b>		
Cash and due from banks	425,871	224,333
Deposits in margin accounts	80,370	94,020
Loans (net of expected credit losses)	1,400,256	1,379,058
Debt and equity investment securities	118,386	101,235
Derivative financial instruments – assets	19,670	15,969
Other assets	52,691	28,843
<b>Total assets</b>	<b>2,097,244</b>	<b>1,843,458</b>
<b>Liabilities</b>		
Borrowings	1,049,202	822,179
Derivative financial instruments – liabilities	94,607	112,442
Other liabilities and margin accounts	29,852	17,812
<b>Total liabilities</b>	<b>1,173,661</b>	<b>952,433</b>
<b>Members' equity</b>		
Paid-in share capital	686,550	686,550
Reserves	120,729	100,944
Retained earnings	116,304	103,531
<b>Total members' equity</b>	<b>923,583</b>	<b>891,025</b>
<b>Total liabilities and members' equity</b>	<b>2,097,244</b>	<b>1,843,458</b>

## CONDENSED INCOME STATEMENT

For the year ended 31 December 2025 · in thousands of EUR



	2025	2024
Net interest income	44,281	36,387
Net fees and commissions	1,895	1,991
Net gains / (losses) on financial instruments	21,266	(11,329)
Foreign exchange (losses) / gains	(16,919)	28,377
Dividend and other income	701	429
<b>Operating income</b>	<b>51,224</b>	<b>55,855</b>
Personnel expenses	(20,294)	(18,198)
Administrative expenses	(6,479)	(5,525)
Depreciation and amortization	(730)	(482)
<b>Income before expected credit losses</b>	<b>23,721</b>	<b>31,650</b>
Expected credit (losses) / gains	3,797	(8,223)
<b>Income for the year</b>	<b>27,518</b>	<b>23,427</b>

**BSTDB public documents can be accessed here:**  
Access the full statements and other disclosures online.

Visit <https://www.bstadb.org/investor-relations>

# Russia: Loan Portfolio Deep Dive

## Overview of Three Remaining Projects by Outstanding Amount

 <p><b>State Transport Leasing Company</b></p> <p>Long term senior unsecured corporate loans to State Transport Leasing Company, Russia.</p> <p>Initiated: 2019, 2020 Outstanding: EUR 47.8m Maturity: 2028</p>	 <p><b>PAO TMK</b></p> <p>TMK products used in the chemical industry, energy, engineering, construction, agriculture and other industries.</p> <p>Initiated: 2020 Outstanding: EUR 42.6m Maturity: 2027</p>	 <p><b>SUEK</b></p> <p>BSTDB loan will be used primarily for Capex purposes.</p> <p>Initiated: 2016 Outstanding: EUR 6.3m Maturity: 2025</p>
---	--	---

## Portfolio Reduction & Accumulated Equity



## Active Portfolio De-Risking

### Overview:

- Decrease of portfolio by 80% since 2022 from EUR 475.2 million to EUR 96.6 million.
- Payments received accounted for 90.9% of due amounts.

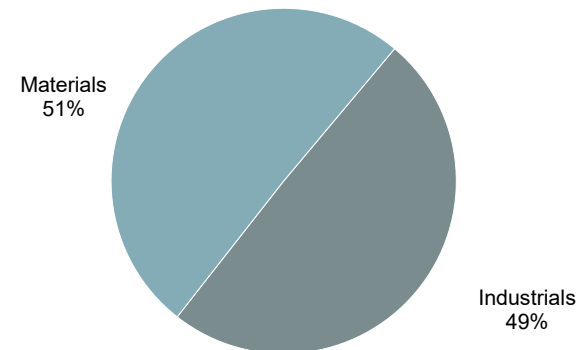
### Key Factors Influencing the Portfolio:

1. Major prepayments by Europlan (RUB 2.5 billion) and Hayat Consumer Goods (EUR 68 million).
2. Sovcombank USD 47 million exposure swapped with new loans in other countries, reducing risk.

### Conclusion:

- Strategic and responsive management reduced exposure by 80%.
- High transparent and compliant recovery rate of payments of pre 2022 bona fide exposures.
- Effective handling of prepayments, loan sales, and technical payment issues.

## Outstanding Portfolio Concentration



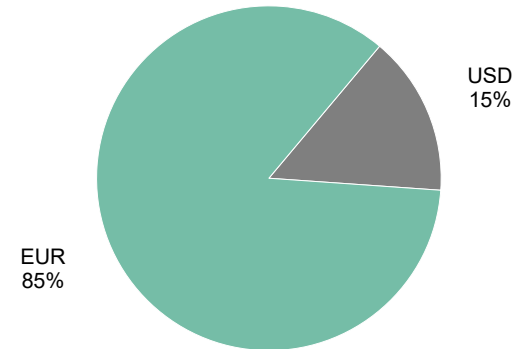
Total: EUR 96.6mn at 31.12.2025

# Ukraine: Loan Portfolio Deep Dive

## Overview of Largest Projects by Outstanding Amount

 <p><b>Galnaftogaz</b></p> <p>Loan to expand Ukraine's renewable energy capacity, diversifying the electricity mix, and supporting long-term energy security.</p> <p>Initiated: 2025 Outstanding: EUR 46.4m Maturity: 2041</p>	  <p><b>Epicentr Group</b></p> <p>Loan to contribute to the development of the agricultural infrastructure in Ukraine.</p> <p>Initiated: 2019, 2020 Outstanding: EUR 37.7m Maturity: 2032</p>	  <p><b>Metinvest</b></p> <p>The loan will be used to finance and refinance machinery and equipment purchases by the Group's iron ore producers.</p> <p>Initiated: 2020 Outstanding: EUR 33.3m Maturity: 2027</p>
--	---	---

## Outstanding Portfolio by Currency



## Developments in the Ukrainian Portfolio

### Overview:

- Resilient portfolio quality with payments received accounting to 94.4% of due amounts since 2022.

### Key Factors Influencing the Portfolio:

#### Overdue Borrowers and Payment Deferrals:

- Syvash, Prometey and Agropetservice: Syvash is unable to pay due to its wind park being in an occupied area, whereas for the other two borrowers, recovery options have been approved and implemented during 2H-2025.
- Epicentr Group granted payment deferrals, prepaid around 35% of their balance and approved new repayment schedule with payments being received on time.

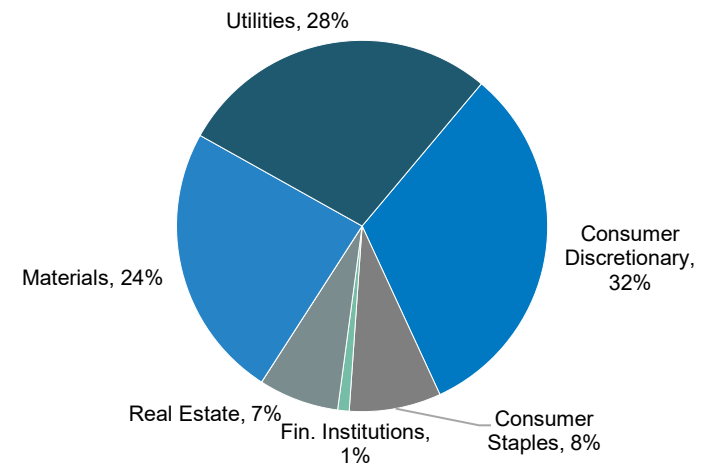
#### Repayments and Prepayments:

- The rest of the Ukrainian borrowers are repaying on time, with some even prepaying their loans.

#### Conclusion:

- High recovery rate of payments.
- Effective handling of overdue amounts, payment deferrals, and restructuring negotiations.
- New transactions entered since 2022 (GNG EUR 37m, Kernel USD 25m, etc.) to support Ukraine recovery efforts.

## Outstanding Portfolio Concentration



Total: EUR 189.6mn at 31.12.2025

**IMPORTANT:** You must read the following before continuing. The following applies to this document, the oral presentation of the information in this document by Black Sea Trade and Development Bank (the "Bank" or "BSTDB") or any person on behalf of the Bank, and any question-and-answer session that follows the oral presentation (collectively, the "Information"). In accessing the Information, you agree to be bound by the following terms and conditions. The Information is confidential and may not be reproduced, redistributed, published or passed on to any other person, directly or indirectly, in whole or in part, for any purpose. This document, if handed out at a physical road show meeting or presentation, must be returned promptly at the end of such meeting or presentation and may not be removed from the premises. If this document has been received in error it must be returned immediately to the Bank. The Information is not directed to, or intended for distribution to or use by, any person or entity that is a citizen or resident of, or located in, any locality, state, country or other jurisdiction where such distribution or use would be contrary to law or regulation or which would require any registration or licensing within such jurisdiction.

The Information is not intended for potential investors and does not constitute or form part of, and should not be construed as an offer or the solicitation of an offer to subscribe for, purchase, or sell any securities of the Bank, and nothing contained therein shall form the basis of or be relied on in connection with any contract or commitment whatsoever. You acknowledge that all or part of the Information may constitute material non-public information and you agree that you will not use such information or take any action in any way that might give rise to any infringement of law, regulations or restrictions in this regard.

This document and its contents may not be viewed by persons within the United States or "U.S. Persons" (as defined in Regulation S under the Securities Act of 1933, as amended (the "Securities Act") unless they are qualified institutional buyers "QIBs" as defined in Rule 144A under the Securities Act. By accessing the Information, you represent that you are (i) a non-U.S. person that is outside the United States or (ii) a QIB.

This document and its contents is directed solely at: (i) persons outside the United Kingdom, (ii) investment professionals specified in Article 19(5) of the Financial Services and Markets Act 2000 (Financial Promotion) Order 2005 as amended (the "Order"), (iii) high net worth entities, and other persons to whom it may lawfully be communicated, falling within Article 49(2)(a) to (d) of the Order, and (iii) persons to whom an invitation or inducement to engage in investment activity (within the meaning of section 21 of the Financial Services and Markets Act 2000) in connection with the issue or sale of any securities of the Company or any member of its group may otherwise lawfully be communicated or caused to be communicated (all such persons together being referred to as "Relevant Person"). By accessing the Information, you represent that you are a Relevant Person.

The Information has been prepared by the Bank and no other party accepts any responsibility whatsoever, or makes any representation or warranty, express or implied, for the contents of the Information, including its accuracy, completeness or verification or for any other statement made or purported to be made in connection with the Bank and nothing in this document or at this presentation shall be relied upon as a promise or representation in this respect, whether as to the past or the future.

The Information contains forward-looking statements. All statements other than statements of historical fact included in the Information are forward-looking statements. In some cases, these forward-looking statements can be identified by the use of forward-looking terminology, including the words "believes", "estimates", "anticipates", "expects", "predicts", "projects", "aims", "anticipates", "intends", "targets", "may", "will", "plans", "continue" or "should" or, in each case, their negative or other variations or comparable terminology or by discussions of strategies, plans, objectives, goals, future events or intentions. These forward-looking statements include matters that are not historical facts. Forward-looking statements appear in a number of places throughout the Information and include but are not limited to, statements regarding the intentions, beliefs or current expectations of the Bank concerning, amongst other things, its investment objectives and investment policies, financing strategies, investment performance, results of operations, financial condition, liquidity, prospects, growth strategies and the markets in which it, directly and indirectly, currently operates or may in the future operate. Forward-looking statements are not guarantees of future performance and the Bank's actual investment performance, results of operations, financial condition, liquidity, prospects and the markets in which it operates may differ materially from those made in or suggested by the forward-looking statements contained in the Information. In addition, even if the Bank's investment performance, results of operations, financial condition, liquidity, prospects and the markets in which it operates are consistent with the forward-looking statements contained in the Information, those results or developments may not be indicative of results or developments in subsequent periods.

No representation, warranty or undertaking, express or implied, is made as to, and no reliance should be placed on, the fairness, accuracy, completeness or correctness of the Information or the opinions contained therein. The Information has not been independently verified and will not be updated. The Information, including but not limited to forward-looking statements, applies only as of the date of this document and is not intended to give any assurances as to future results. The Bank expressly disclaims any obligation or undertaking to disseminate any updates or revisions to the Information, including any financial data or forward-looking statements, and will not publicly release any revisions it may make to the Information that may result from any change in the Bank's expectations, any change in events, conditions or circumstances on which these forward-looking statements are based, or other events or circumstances arising after the date of this document. Economic and other data concerning the Black Sea Region contained in this document are provided by the Bank based on calculations from the National Statistical Agencies of the countries of the Black Sea Region and the IMF IFS Database. Additional sources employed include but are not limited to the Global Economic Prospects publications of the World Bank, the World Economic Outlook publications of the IMF and publications of the Economist Intelligence Unit. Such data have not been independently verified.